

# Womanizer

THE ORIGINAL

## DUO 2



**OWNERS MANUAL**



#IMASTURBATE

# Hi!

Thank you for choosing **WOMANIZER!**

Welcome to a world full of sensual experiences that will enrich your life.

By choosing **WOMANIZER**, you are not only guaranteed orgasms that are beyond comparison – but also an entirely new lust for pleasure.

Enjoy your **WOMANIZER** - one orgasm after another.

Go, love yourself!



**PRODUCT DESCRIPTION**

**HOW TO USE**

**SMART SILENCE**

**PATTERNS**

**AFTERGLOW**

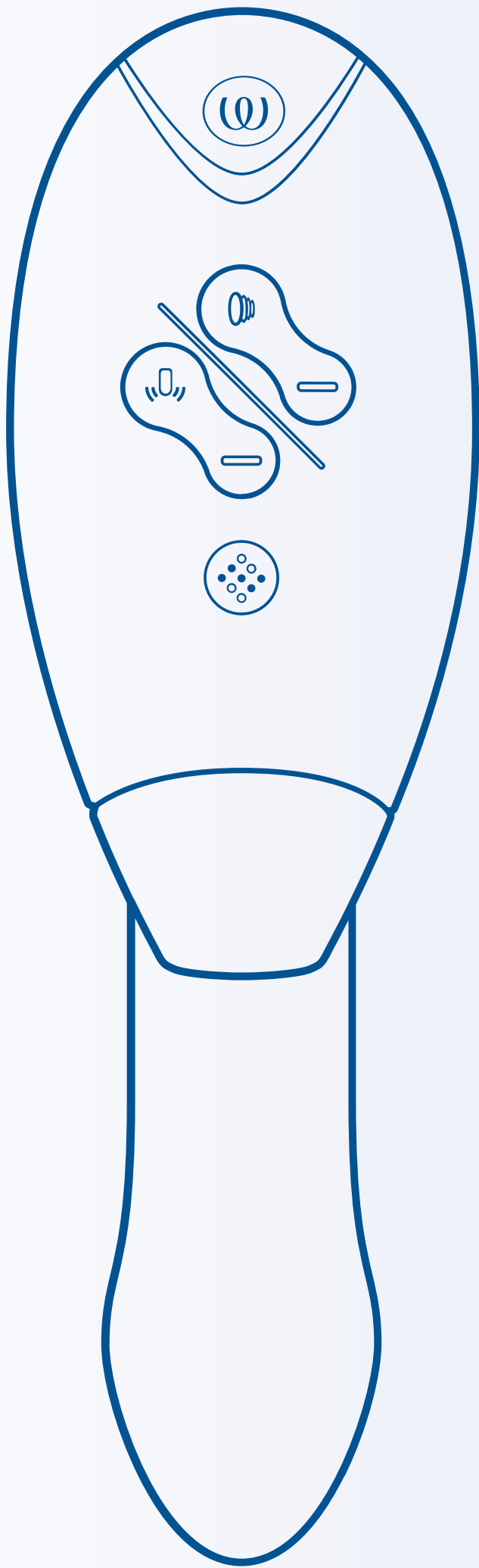
**CLEANING**

**CHARGING**

**SAFETY INSTRUCTIONS**

**GENERAL INFORMATION**

Please read the safety instructions in the  
Compliance & Safety Information before first use.



# PRODUCT DESCRIPTION

## Pleasure Air Control

### Increase Intensity

Press (🌀) briefly

### Decrease Intensity

Press (⇌) briefly

### Smart Silence

Press (🌀) and (⇌) for 2 seconds to activate / deactivate

## Internal Vibration Control

### Increase Intensity

Press (🔊) briefly

### Decrease Intensity

Press (⇌) briefly

## Change pattern

Press briefly

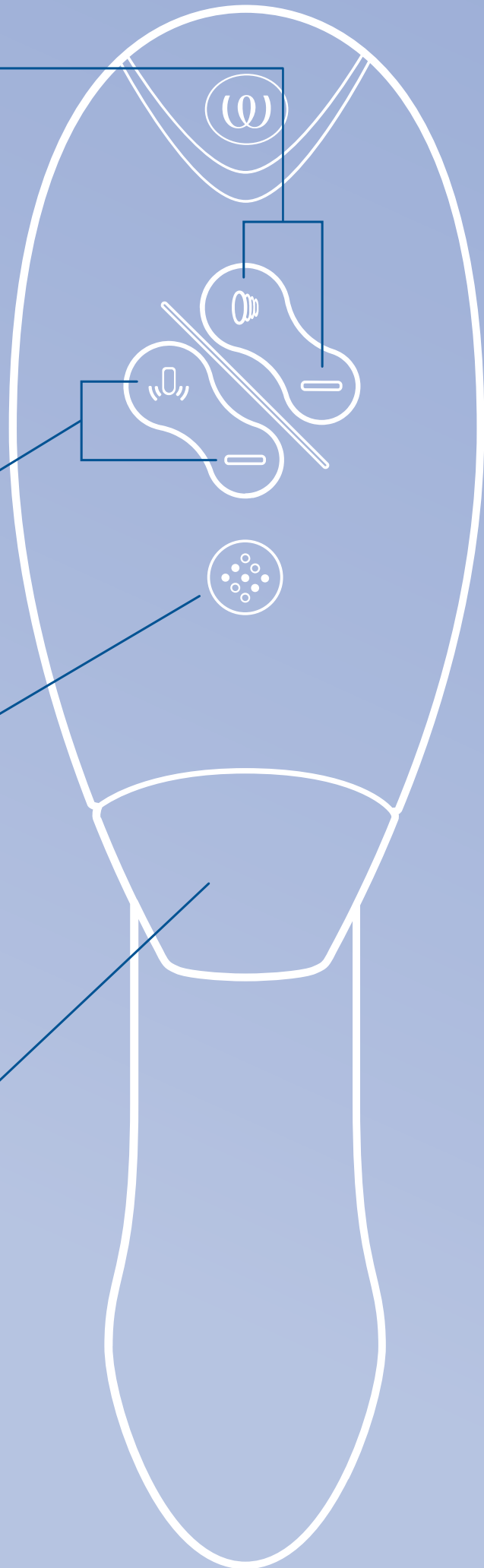
Press for 1.5 seconds to go back to vibration pattern 1

14 📏 Intensity

## Stimulation head

Compatible sizes: S&M

**LED inside stimulation head**



# HOW TO USE

## 1. Turn on / off

**Magnetic Charging Pins**

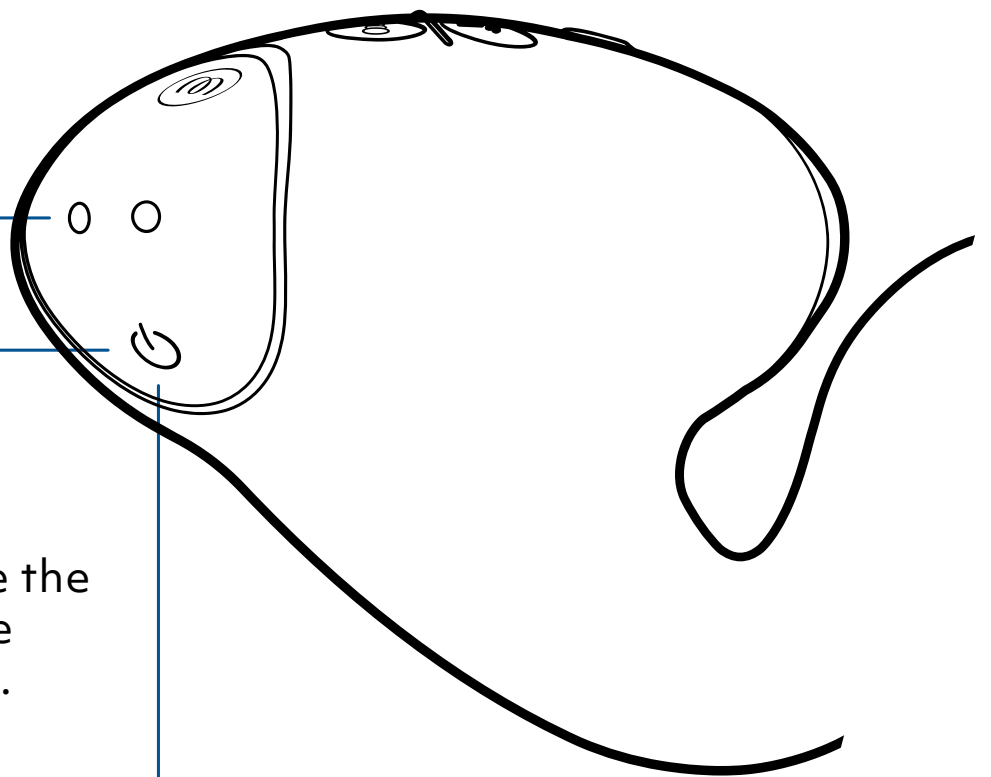
**On / Off button**

Press for 2 seconds

A haptic feedback (short vibration) and the LED inside the stimulation head will indicate that the product is turned on.

**Afterglow**

Press briefly

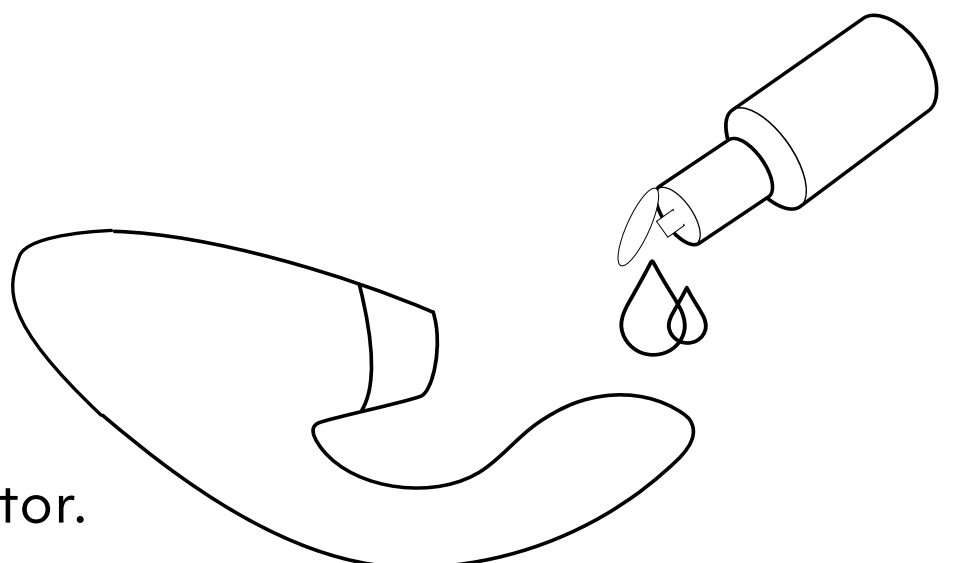


## NOTE: STANDBY MODE

When there is no change in operation for 10 minutes or 5 minutes (if the battery is low), the product will switch off automatically. When turned back on, the product will automatically go back to previously used settings.

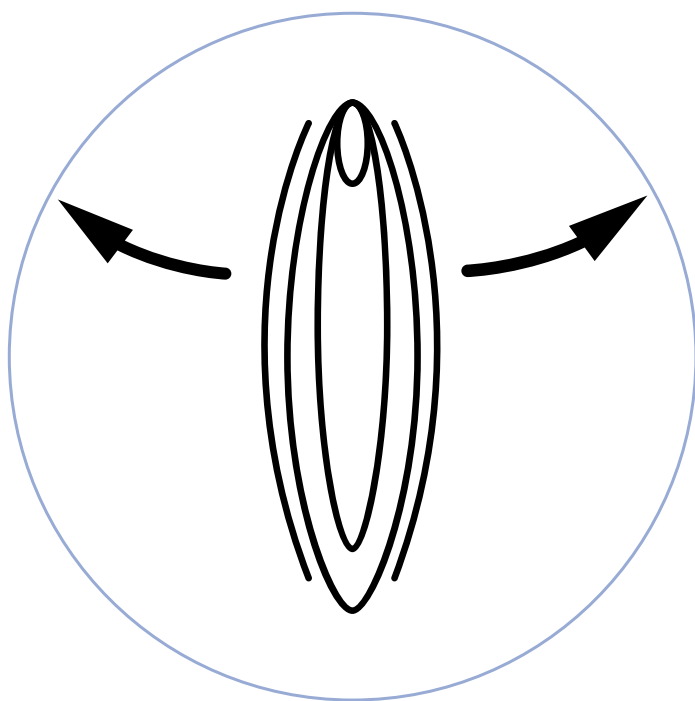
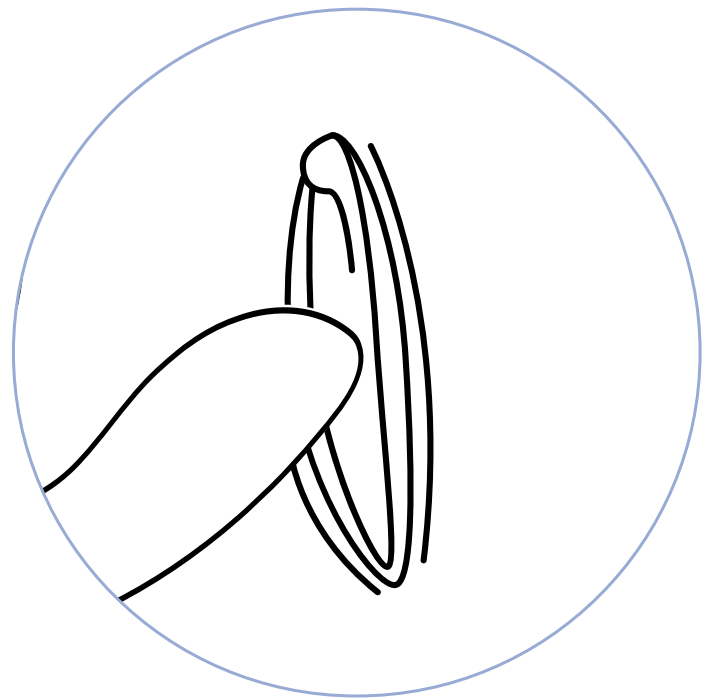
## 2. Usage

1. Put a few drops of water-based lubricant on the vibrator.



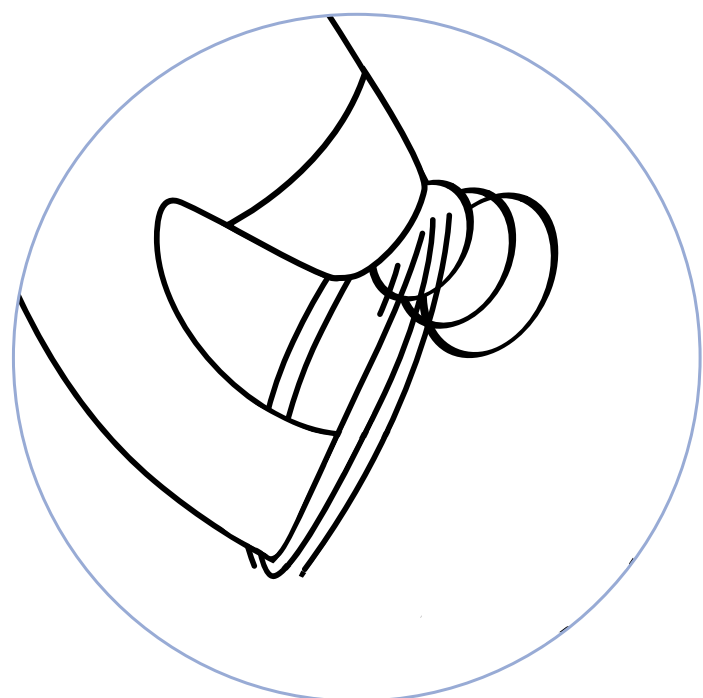
# HOW TO USE

2. Insert the vibrator into the vagina.



3. Spread your labia slightly to reveal your clitoris.

4. Now you can press the stimulation head against your clitoris with light pressure, so that it is covered by the oval opening of the stimulation head.



**A SMALL TIP:** If you notice that the stimulation head doesn't yet have the optimal fit, switch between the two stimulation attachments (S and M) included with the device to create the best feeling for you.



# SMART SILENCE

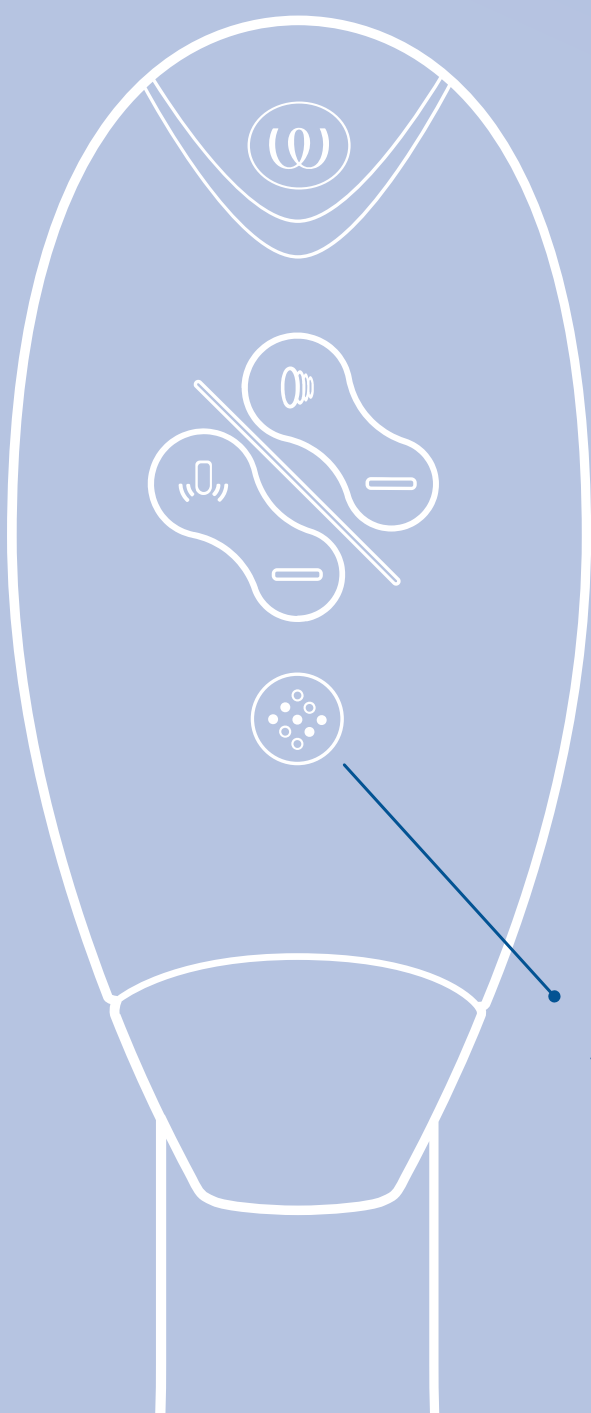
## Smart Silence On/Off

Press for 2 seconds

**DUO 2** only turns on when it's almost touching your skin. Smart Silence will be turned on by default. Press and hold both Pleasure Air control buttons for 2 seconds to turn Smart Silence on or off.



# PATTERNS



**Change  
vibration  
pattern**  
Press briefly

The **DUO 2** has 10 Vibration patterns. Find the rhythm that moves you from within.



Vibrate



Pulse



Wave



Massage



Cha-Cha



Heartbeat



Tease



Ramp



Tempo



Step

# AFTERGLOW

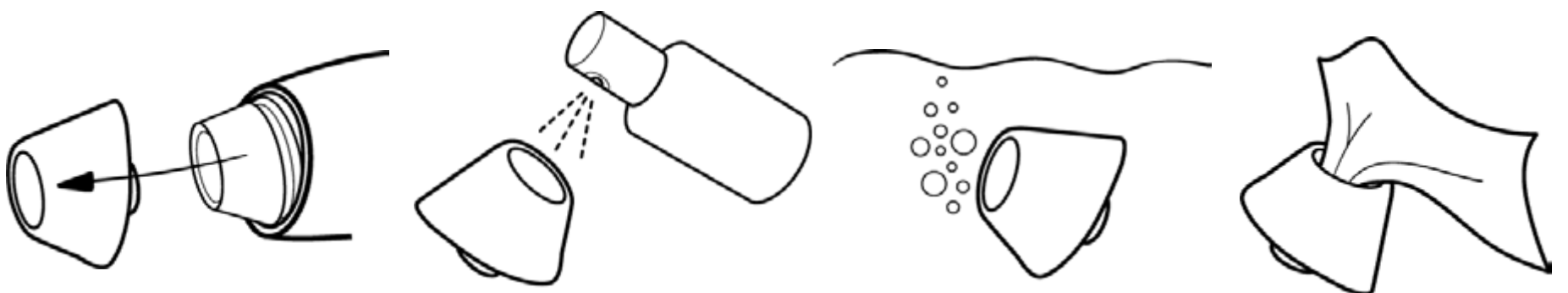
Feel the afterglow of your orgasm by pressing the power button briefly.

**DUO 2** will fall back to intensity level 3 for a relaxing finish.

Press briefly



# CLEANING

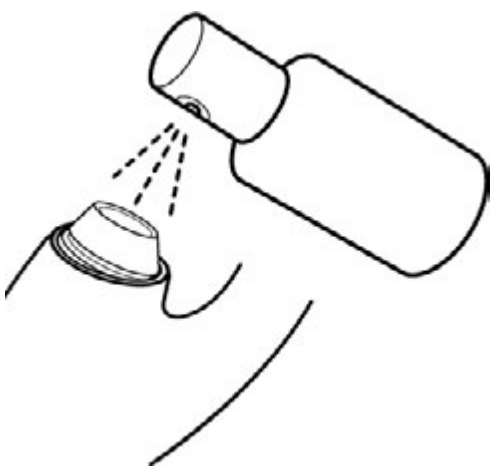


Remove stimulation head

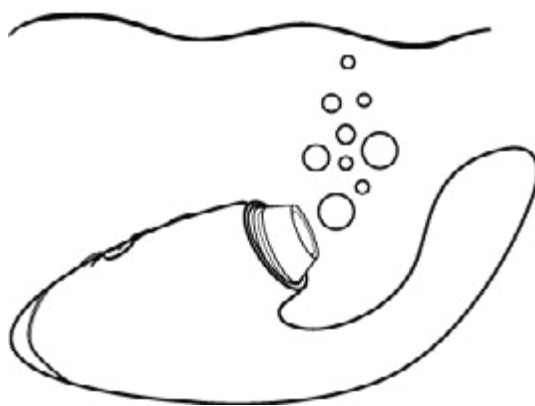
Apply toy cleaner

Wash underwater

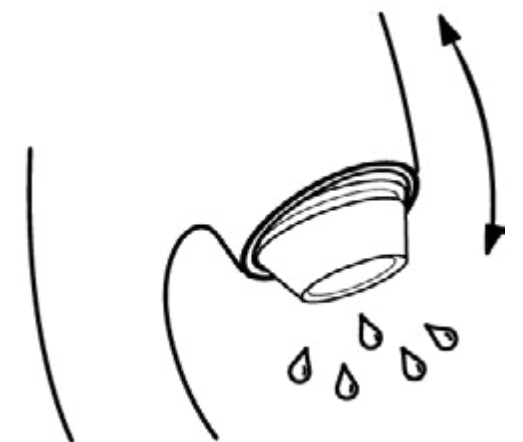
Dry



Apply toy cleaner



Wash underwater



Shake-off excess water



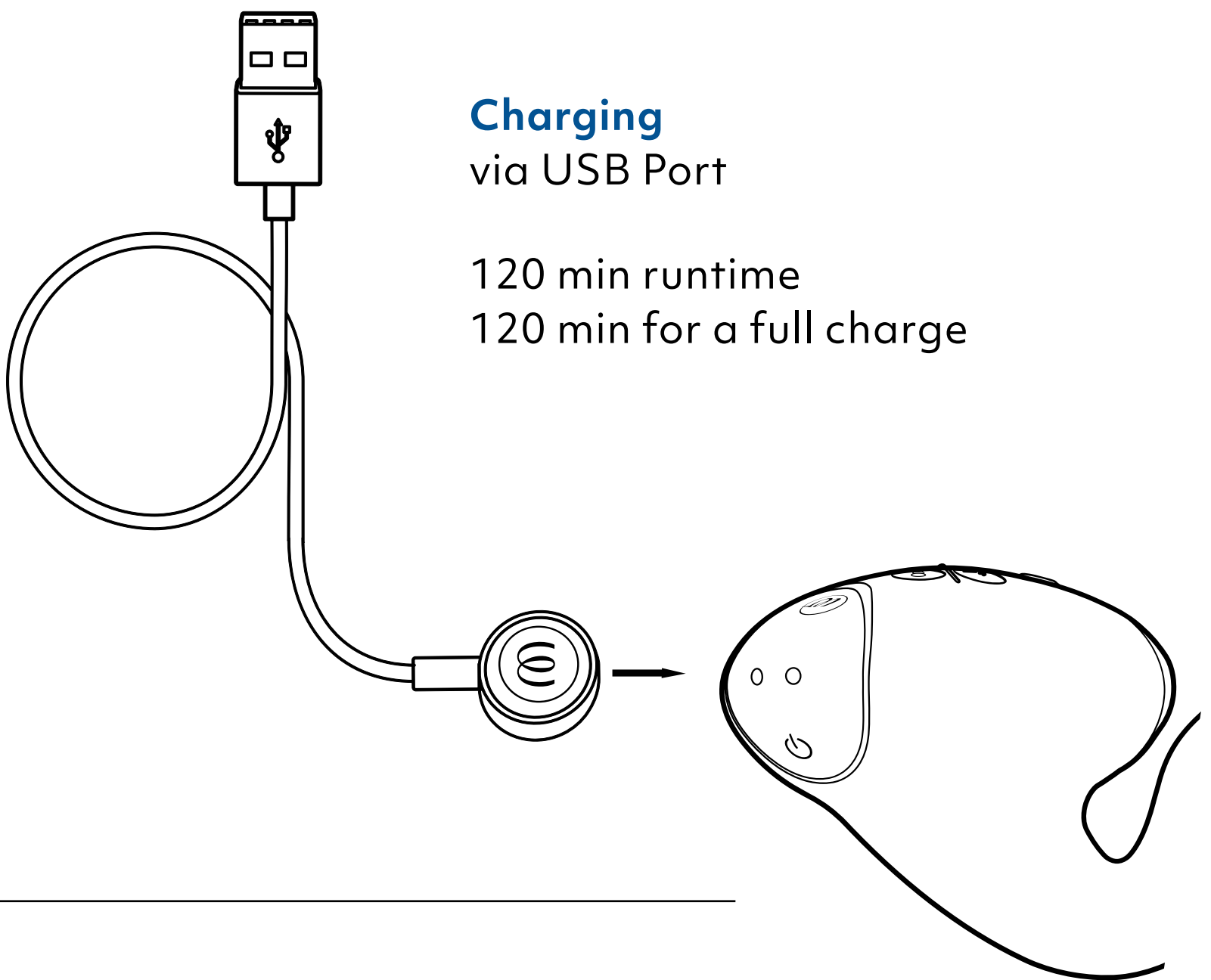
Dry



Waterproof (IPX7)

# CHARGING


Please charge your **WOMANIZER** before first use. Also keep in mind to recharge your **WOMANIZER** regularly, to ensure a long battery life. Your **WOMANIZER** may become warm during charging. This is normal.




## Charging via USB Port

120 min runtime  
120 min for a full charge


## LED (inside stimulation head) Charging Level



The LED flashes  
when  
BATTERY  
IS LOW



During charging,  
the LED flashes  
until battery  
is fully charged.



When  
fully charged,  
the LED  
is always on.

# SAFETY INSTRUCTIONS

## WARNING

Sold as a novelty product only. Not suitable for medical purposes. Only use the product for the intended purpose. Keep out of reach of children. If you are under a physician's care and/or have a condition requiring the use of any medical device, please consult your physician before using this product. Stop using the product immediately if you experience any skin irritations, pain or discomfort and consult your physician.

This product can be used by adults only. Persons with reduced physical, sensory or mental capabilities or lack of experience and knowledge if they have been given supervision or instruction concerning use of the product in a safe way and understand the hazards involved. Children shall not play with the product. Cleaning and user maintenance shall not be done by children. Do not use on swollen or inflamed areas of skin.

- Remove piercings or jewellery in the genital area before use.
- Always clean the product before and after use according to the instructions given in the manual.
- To avoid damage to the product, the product and its battery must not be exposed to temperatures above 45°C, be dismantled or mechanically or electrically damaged.
- Sharing sex toys may transmit sexual diseases. Do not share your sex toys with users other than your partner. Use protective measures with your partner if necessary. Do not use the toy if you detect any cracks or signs of degradation in the cover material.
- This product is not designed for anal use. Do not use anally!
- Check the charging device and the product regularly for damage and do not use in any case of damage.
- Magnetic fields can influence mechanical and electronic components such as pacemakers. Do not use the product directly over a pacemaker. Contact your physician for more information. Keep cards with magnetic stripes (such as credit cards) away from the product, as they may be damaged by the product's magnet.
- If your product appears to be functioning abnormally, turn it off and consult the support section on our website.

## CHARGING

- Before the first use of the charging device, check the local voltage level, since the local mains voltage may not exceed the maximum mains voltage given on the charging device.
- The product must only be charged at an appropriate, extra-low voltage corresponding to the marking on the product.
- Do not use or clean the product while the battery is charging.
- Never immerse the charging device or charging cable in water or other fluids.
- This product contains batteries that are non-replaceable.
- This product contains a rechargeable Li-ion battery.
- Disconnect the charging cable from the electrical supply each time after the product has been charged.


## FOR OPTIMAL USE OF THE PRODUCT, PLEASE FOLLOW THE FOLLOWING GUIDELINES:

- To guarantee a long battery life, please charge the product regularly, even if not in use.
- Store in a secure, dry place without exposure to direct sunlight.
- We recommend using a water-based lubricant with your product. To prevent damage to the product, do not use perfumed, alcohol-based lubricants, gels or massage oils with the product. Do not use silicone-based lubricants with silicone products.

## NOTE ON BATTERIES

European regulations require that we provide the following information:

- Batteries and rechargeable batteries must not be disposed of in household waste. As an end user, you are legally required to return used batteries. Please use official collection facilities such as the collection points provided by public waste management authorities to do so. You can also return used batteries that we carry or have carried as new batteries to us. Please contact us at [care@womanizer.com](mailto:care@womanizer.com). To prevent short circuits, the poles of lithium batteries should be taped before returning. For safety reasons, we ask you not to send the batteries to us by mail and refer you to the regulations for sending hazardous goods provided by mail carriers.
- If the batteries are permanently installed in the product, please do not try to remove them yourself. This may cause permanent damage to the device. Your obligations as a customer are otherwise regulated by the WEEE Directive and the national implementation law.
- Please observe the information in the manual and the safety instructions to prevent waste and littering.
- Used batteries contain harmful substances that can damage the environment or your health if they are not stored or disposed of properly. In particular, this applies to the improper handling of lithium batteries. Batteries also contain important raw materials such as iron, zinc, manganese and nickel and can be recycled. Separate collection allows these raw materials to be recycled and prevents negative impacts on the environment and human health from released pollutants.
- The sign with the crossed-out waste bin means that you must not dispose of batteries and accumulators with household waste.




If the legal requirements are present, this sign means that the following symbols and their meaning must be used when labeling the batteries:

- Hg: Battery contains more than 0.0005 percent mercury by mass
- Pb: Battery contains more than 0.004 percent lead by mass
- Cd: Battery contains more than 0.002 percent cadmium by mass

## NOTES ON THE DISPOSAL OF ELECTRICAL EQUIPMENT

European regulations require that we provide the following information:

We would like to point out to owners of electrical equipment that old electrical equipment must be collected separately from municipal waste in accordance with applicable legal regulations. Batteries and accumulators that are not firmly encased in the old electrical equipment, as well as bulbs that can be removed from the equipment without being destroyed, must be separated from the old equipment in a non-destructive way before being given to a collection point for proper disposal. Please refer to the separate instructions for the disposal of batteries. The symbol of a crossed-out waste bin shown below and affixed to old electrical equipment also indicates that the equipment must be collected separately:



According to the WEEE Directive and the national implementation law, as distributors of electrical equipment, we are required to take back certain waste electrical equipment free of charge. When you purchase a new electrical and electronic device, you can surrender an old electrical device that essentially performs the same functions as the new device to us free of charge. If your old electrical equipment is not larger than 25 centimeters in any dimension, you can also surrender it to us free of charge without purchasing a new device. Please contact us at [care@womanizer.com](mailto:care@womanizer.com). We will then arrange the return of the old electrical equipment. For safety reasons, we would like to ask you to refrain from shipping lighting equipment (such as bulbs). Please use the collection points provided by public waste management authorities to return lighting equipment or contact us directly at the aforementioned e-mail address. You can also return old electrical equipment to any of the collection points run by the public waste disposal authorities. You are making an important contribution to the reuse, recycling and other recovery of old appliances by sending your old electrical equipment for separate collection in the proper collection groups. As the end user, you are responsible for deleting personal data from the used electrical equipment before handing it in for disposal. Please observe the information in the manual and safety instructions to prevent waste, and please check for possible repair options.



# GENERAL INFORMATION

**MODEL:** DUO 2  
**MODEL NO.:** WZ07B

## ELECTRICAL RATING

5 V  $\approx$  0,5 A: Built-in li-ion rechargeable battery.

5 V  $\approx$  0,5 A: When charged using USB Charging device. .

Use USB AC adaptor (not included) with power output corresponding to product rating.  
Use original provided cable only.

## FCC AND IC STATEMENTS

This device complies with Part 15 of the FCC Rules and Industry Canada license exempt RSS  
Operation is subject to the following two conditions: (1) this device may not cause harmful interference, and  
(2) this device must accept any interference received, including interference that may cause undesired  
operation. This Class B digital apparatus complies with Canadian ICES-003.

Warning: Changes or modifications to this unit not expressly approved by the party responsible for compliance  
could void the user's authority to operate the equipment.

NOTE: This equipment has been tested and found to comply with the limits for a Class B digital device,  
pursuant to Part 15 of the FCC Rules. These limits are designed to provide reasonable protection against  
harmful interference in a residential installation. This equipment generates, uses and can radiate radio  
frequency energy and, if not installed and used in accordance with the instructions, may cause harmful  
interference to radio communications. However, there is no guarantee that interference will not occur in a  
particular installation. If this equipment does cause harmful interference to radio or television reception, which  
can be determined by turning the equipment off and on, the user is encouraged to try to correct the  
interference by one or more of the following measures:

- Reorient or relocate the receiving antenna.
- Increase the separation between the equipment and receiver.
- Connect the equipment into an outlet on a circuit different from that to which the receiver is connected.
- Consult the dealer or an experienced radio/TV technician for help

## Warranty:

All sales are final due to the intimate nature of our products. No cash refunds will be given.  
This motorized product is guaranteed for 5 years for a replacement of the exact item. If you  
purchased this item at a party and need a replacement, please contact your Goddess or Adonis  
directly. If you purchased this product on the Athena's website and need a replacement, call  
(877)-ATHENAS or email our Customer Care Liaison at [customerservice@athenashn.com](mailto:customerservice@athenashn.com) for  
instructions to send back your item.



**ATHENA'S**  
**H O M E N O V E L T I E S**

Athena's Home Novelties | Woonsocket, RI 02895 | 1-877-ATHENAS | [www.athenashn.com](http://www.athenashn.com)

